

Product Datasheet

Medical Imaging Distribution Boards

Model	SR1-3225-WNNN-A
Description	225 Amps, 3 Poles. Warning Lights Circuit, Start-Stop Contactor and Emergency Power Off
Trip Unit	Siemens ETU350 Electronic, LSI. Overload protection 100-250A
Energy Monitoring	No
Earth Leakage Protection (Main Circuit)	No

Voltage Ratings

U_n (Voltage)	415 V AC
U_e (Operational Voltage)	415 V AC
U_i (Insulation Voltage)	400 V AC
U_{imp} (Impulse Withstand Voltage)	4 kV

Current Ratings

I_{nA} (Current)	225 A
I_{nc} (Current – Main Circuit)	225 A
I_{nc} (Current – Warning Lights Circuit)	16 A
I_{pk} (Peak withstand)	NA
I_{cw} (Short-time withstand)	NA
I_{cc} (Conditional short-circuit current)	10kA RMS

Other Specifications

Diversity Factor	1
Frequency	50/60 Hz
Other Characteristics	

Additional Requirements

Pollution Degree	3
Earthing Type	TN-S
Indoor or Outdoor	Indoor

D o c	MIDB-001-022
D e s c	Datasheet - Medical Imaging Distribution Boards
M o d e l	SR1-3225-WNNN-A
R e v	A 18 May, 2026 P 1 of 3

Stationary or Movable	Stationary
Degree of Protection	IP55
Intended for Use	Skilled Persons
Electromagnetic Compatibility Classification	Environment B
Special Service Conditions	Maximum Ambient Air Temperature 35° C
External Design	Wall Mounted Surface Type
Mechanical Impact	IK10
Type of Construction	Fixed Parts
Protection Against Electric Shock	Enclosure openable by key or tool
Overall Dimensions	800 high x 600 wide x 250 deep
Weight	55kg
Form of Internal Separation	Form 1
Types of Electrical Connections of Functional Units	FFF

Service Conditions

Ambient Air Temperature	Maximum 40°C Short Term Maximum 35°C Average over 24 hours Minimum -25°C
Maximum Altitude	2,000m
Overvoltage Category (IEC 60364-4-44:2007)	Category III

Short Circuit Protective Device

Mechanism	Protection Description
Siemens ETU350	55kA Breaking capacity at 415V

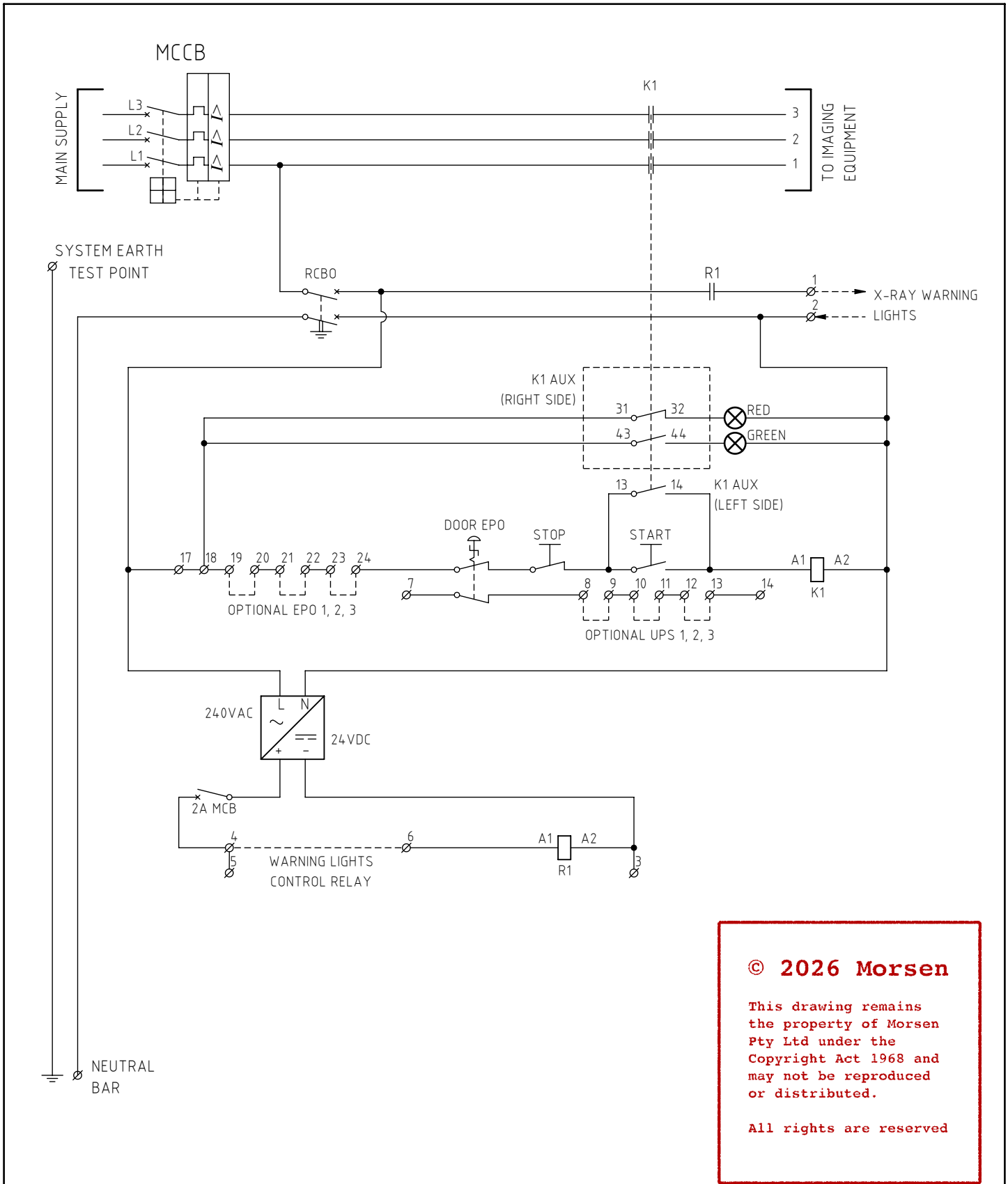
Morsen Pty Ltd. ABN 97 153 873 093
<https://www.morsen.com.au>
enquiries@morsen.com.au



Appendix A - Drawings

Medical Imaging Distribution Boards

Sheet 1	Electrical Schematic
Sheet 2	General Arrangement
Sheet 3	Additional Views

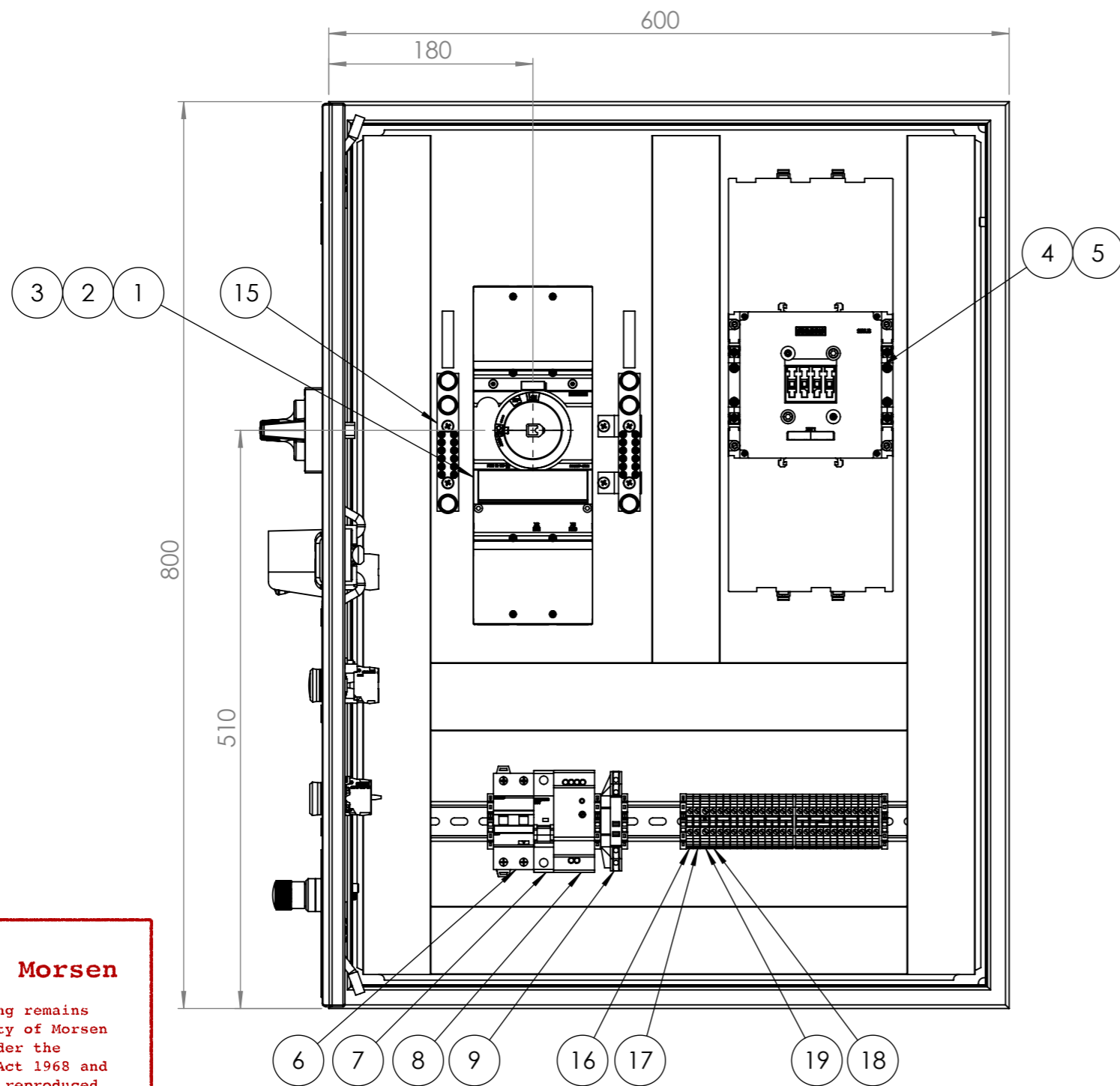


© 2026 Morsen

This drawing remains the property of Morsen Pty Ltd under the Copyright Act 1968 and may not be reproduced or distributed.

All rights are reserved

MORSEN		© 2026 Morsen Pty Ltd. abn 97 153 873 093		TITLE: Medical Imaging Distribution Boards Single Compartment One Isolator Electrical Schematic	
www.morsen.com.au		This drawing remains the property of Morsen Pty Ltd under the Copyright Act 1968 and may not be reproduced or distributed. All rights are reserved.			
DRAWN	MW	18/05/2026	CHECKED	DvD	18/05/2026
DS-A		18/05/2026	Datasheet Version		Model SL1-3225-WNNN
REV	DATE	DESCRIPTION		Version A	Dwg Rev DS-A
SCALE:1:1 A4				SHEET 1 OF 3	



ITEM	NAME	DESCRIPTION	QTY
1	MCCB 250A 3P	3VA2 IEC Frame Class S Icu=55 kA @ 415 V 3-Pole Line Protection ETU350 In=250 A Ir=100-250A	1
2	Rotary Handle 3VA12	Door Mounted For 3VA20, 21, 22 IP65 with Interlock Accessory	1
3	Extended Terminal Cover 3VA2 3P	Extended, 3-Pole, for 3VA20, 21, 22	2
4	Contactor 3RT	225 A, 110 kW / 400 V AC (50-60 Hz) Control Voltage 23-26 VDC 3-pole. Auxiliary Contacts 2 NO + 2 NC. Screw Terminal	1
5	Contactor Terminal Cover	For 3RT1064 Power Contactor	2
6	RCBO 2P	10 kA 2P Type A 30 mA C-Char In 20A Un 230V	1
7	Miniature Circuit Breaker	230/400 V 10kA 1P C 2A	1
8	Power Supply 24V DC	PRO BAS Switched Mode 60W 24V 2.5A	1
9	Solid State Relay	Harmony 12A, Zero voltage switching, Input 200-265V AC, Output 24-280V AC	1
10	Emergency Stop Pushbutton	Mushroom Pushbutton 40mm Plastic Rotate to Unlatch	1
11	Pushbutton 22mm	Green, Flat, Plastic, Momentary Contact	1
12	Pushbutton 22mm	RedFlat, Plastic, Momentary Contact	1
13	Indicator LED	22mm Round Plastic Green with holder, LED module, with integrated LED 240 V AC screw terminal	1
14	Indicator LED	22mm Round Plastic Red with holder, LED module, with integrated LED 230 V AC screw terminal	1
15	Earth Neutral Bar	6-Pole 165A	2
16	Screw Terminal 4mm	Through Terminal 4mm Red	11
17	Screw Terminal 4mm	Through Terminal 4mm Black	3
18	Screw Terminal 4mm	Through Terminal 4mm Gray	12
19	Screw Terminal PE 6mm	PE Terminal 6mm Green and Yellow	1

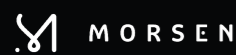
© 2026 Morsen

This drawing remains the property of Morsen Pty Ltd under the Copyright Act 1968 and may not be reproduced or distributed.

All rights are reserved

FRONT VIEW

Additional Views on Sheet 3



© 2026 Morsen Pty Ltd. abn 97 153 873 093
This drawing remains the property of Morsen Pty Ltd under the Copyright Act 1968 and may not be reproduced or distributed. All rights are reserved.

www.morsen.com.au

DRAWN MW 18/05/2026 CHECKED DvD 18/05/2026

DS-A 18/05/2026 Datasheet Version

REV DATE DESCRIPTION

TITLE: Medical Imaging Distribution Boards
Single Compartment One Isolator
General Arrangement

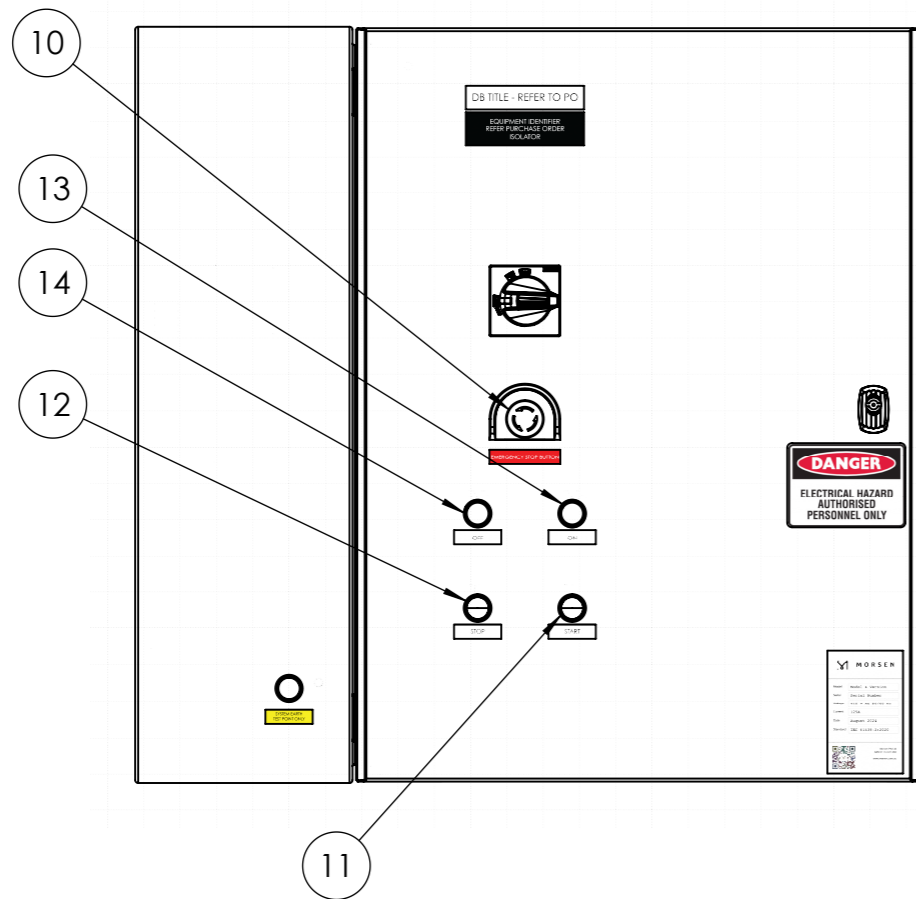
Model
SL1-3225-WNNN

Version
A

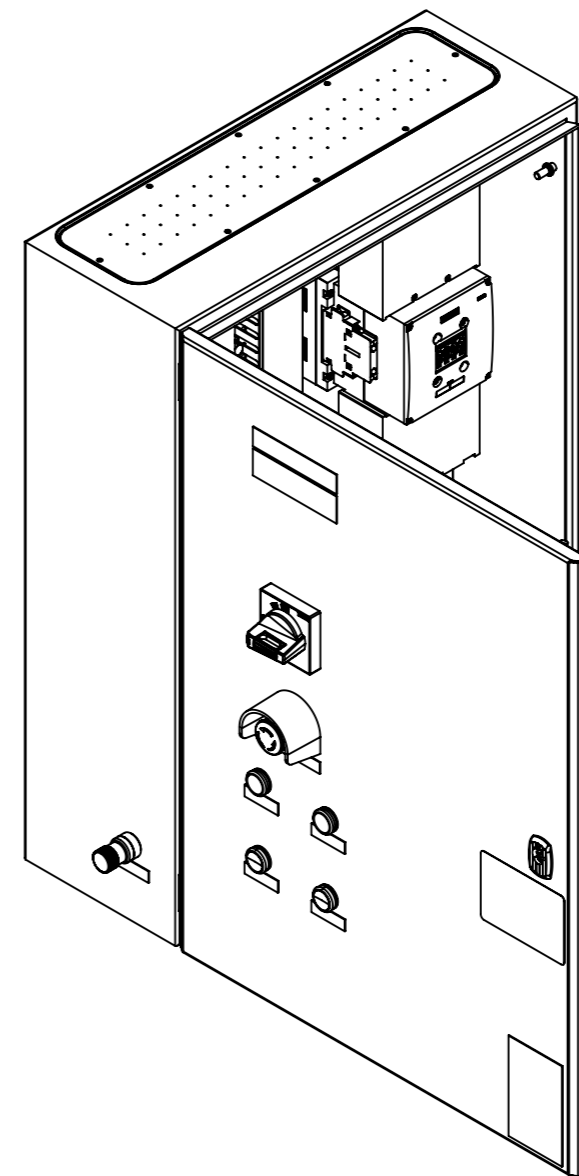
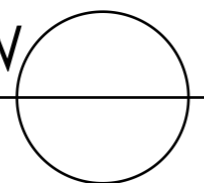
Dwg Rev
DS-A

SCALE:1:5 A3

SHEET 2 OF 3

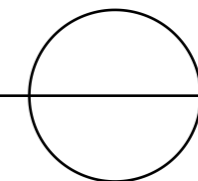


LEFT SIDE VIEW



ISOMETRIC


Right-Handed Door



© 2026 Morsen

This drawing remains the property of Morsen Pty Ltd under the Copyright Act 1968 and may not be reproduced or distributed.

All rights are reserved



© 2026 Morsen Pty Ltd. abn 97 153 873 093
 This drawing remains the property of Morsen Pty Ltd under the Copyright Act 1968 and may not be reproduced or distributed. All rights are reserved.

www.morsen.com.au

DRAWN	MW	18/05/2026	CHECKED	DvD	18/05/2026
-------	----	------------	---------	-----	------------

DS-A	18/05/2026	Datasheet Version
------	------------	-------------------

REV	DATE	DESCRIPTION
-----	------	-------------

TITLE: Medical Imaging Distribution Boards
 Single Compartment One Isolator
 Additional Views

Model
 SL1-3225-WNNN

Version
 A

Dwg Rev
 DS-A

SCALE:1:10 A3

SHEET 3 OF 3